



District Report Card: 2017


State: Chhattisgarh	District: Mungeli
Class: 8	Subject: Mathematics
Schools: 51	Students: 1474


Participation/Coverage


Students

<div>GENDER</div> <div></div>	Boys		Girls	
	Number	%	Number	%
	670	45.45	804	54.55

<div>AREA</div> <div></div>	Rural		Urban	
	Number	%	Number	%
	1387	94.10	87	5.90

<div>CATEGORY</div> <div></div>	SC		ST		OBC		GEN	
	Number	%	Number	%	Number	%	Number	%
	482	32.70	141	9.57	786	53.32	65	4.41

<div>CWSN</div> <div></div>	LD	VI	HI	S&LD	ID	Oth
	3	0	2	1	1	3

<div>Management</div> <div></div>	Government		Government-aided	
	Number	%	Number	%
	1444	97.96	30	2.04

Average Performance of Students in Mathematics (%)

Overall	Gender		Area		Management		Social Group			
	Male	Female	Rural	Urban	Govt.	Aided	SC	ST	OBC	GEN
37.40	37.37	37.43	38.22	24.37	37.59	28.22	36.98	35.84	38.30	33.03

Performance on Learning Outcomes (LOs)

Learning Outcomes	Description	Average Performance(%)
M601	Solves problems involving large numbers by applying appropriate operations	33.11
M606	Solves problems on daily life situations involving addition and subtraction of fractions / decimals	37.42
M620	Finds out the perimeter and area of rectangular objects in the surroundings like floor of the class room, surfaces of a chalk box etc.	35.18
M621	Arranges given/collected information in the form of table, pictograph and bar graph and interprets them	32.44
M702	Interprets the division and multiplication of fractions	38.47
M705	Solves problems related to daily life situations involving rational numbers	35.62
M706	Uses exponential form of numbers to simplify problems involving multiplication and division of large numbers	40.22
M707	Adds/subtracts algebraic expressions	41.59
M710	Solves problems related to conversion of percentage to fraction and decimal and vice versa	26.27
M717	Finds out approximate area of closed shapes by using unit square grid/graph sheet	34.72
M719	Finds various representative values for simple data from her/his daily life contexts like mean, median and mode	45.60
M721	Interprets data using bar graph	45.96
M801	Generalizes properties of addition, subtraction, multiplication and division of rational numbers through patterns	29.41
M802	Finds rational numbers between two given rational numbers	31.33
M803	Proves divisibility rules of 2, 3, 4, 5, 6, 9 and 11	45.76
M804	Finds squares, cubes, square roots and cube roots of numbers using different methods	44.87
M808	Uses various algebraic identities in solving problems of daily life	36.11
M812	Verifies properties of parallelogram and establishes the relationship between them through reasoning	35.50
M818	Finds surface area and volume of cuboidal and cylindrical object	20.79
M819	Draws and interprets bar charts and pie charts	41.66

Range of Performance of Students who Answered Correctly							
Below 30%		30% - 50%		50% - 75%		Above 75%	
Number	%	Number	%	Number	%	Number	%
620	42.06	441	29.92	321	21.78	92	6.24

Lowest Performing Learning Outcomes (LOs)

- 1 - Finds surface area and volume of cuboidal and cylindrical object (20.79)
- 2 - Solves problems related to conversion of percentage to fraction and decimal and vice versa (26.27)
- 3 - Generalizes properties of addition, subtraction, multiplication and division of rational numbers through patterns (29.41)

4 - Finds rational numbers between two given rational numbers (31.33)

5 - Arranges given/collected information in the form of table, pictograph and bar graph and interprets them (32.44)